

Faculty Instructional Activity: How to Build It

Session #31602

10:30 AM to 11:30 AM

Your Presenters

- Conrad Vanek
 - Senior Data Architect, Information Technologies
 - Loyola University Chicago
- Richard Hurst
 - Director, Institutional Research
 - Loyola University Chicago
- Ashley Silverburg
 - Chief Data Architect
 - Phytorion, Inc.

Overview

- In this session, we will discuss
 - Our Path to a Data Warehouse
 - The Process to Build the Data Warehouse
 - The First BI Application Designed From the Data Warehouse – Faculty Instructional Activity

Loyola University Chicago

- Private Jesuit University
- Founded in 1870
- Faculty
 - Full Time - 750
 - Part Time - 750
- Students
 - Undergrad - 9723
 - Graduate - 4543
 - Professional - 1454



Loyola University Chicago Environment

PeopleSoft

Campus Solutions 9

Oracle

11g

WebFOCUS

7.7.03

IBM Cognos Data Manager

10.1.1



Faculty Instructional Activity

Instructors

- Any Employee with an Active Faculty Position
- Any Employee Teaching a Course in a Term
- Determine Type
 - Tenure
 - Full-Time Contract
 - Part Time
- Determine Home School/Department Location
 - Part-Timers by Class Subject
 - All Others by Department

Courses

- Course Component
 - Lab/Discussion
 - Lecture/Seminar
- Undergraduate Courses - Enrollment > 5
- Graduate Courses – Enrollment > 3
- Unique to the Instructor
 - Start/End Time
 - Campus/Building/Room
 - Meeting Days
 - Term

Instructor Measures

- Number of Courses
- Course Credit Hours
- Total Student Credit Hours
- Total Enrollment
- CORE Hours Taught
- Faculty Load

Data Sources

- PeopleSoft
- Lawson (HR/Finance)
- Institutional Research Data
- Faculty Information System (In-house)
- ID Provisioning System (In-house)

Average Hours Taught

Average Teaching Load

Average Class Size

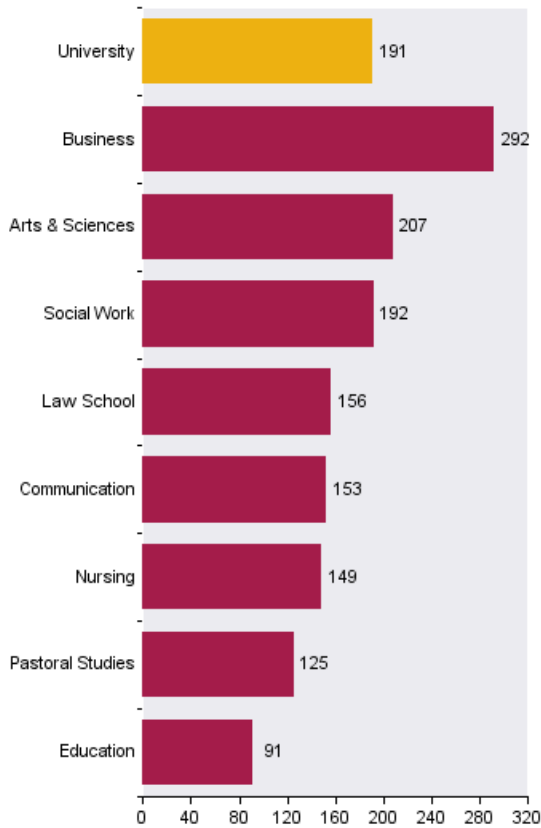
% of CORE Hours Taught

Show term selector.

Institutional Research Faculty Instructional Activity Dashboard

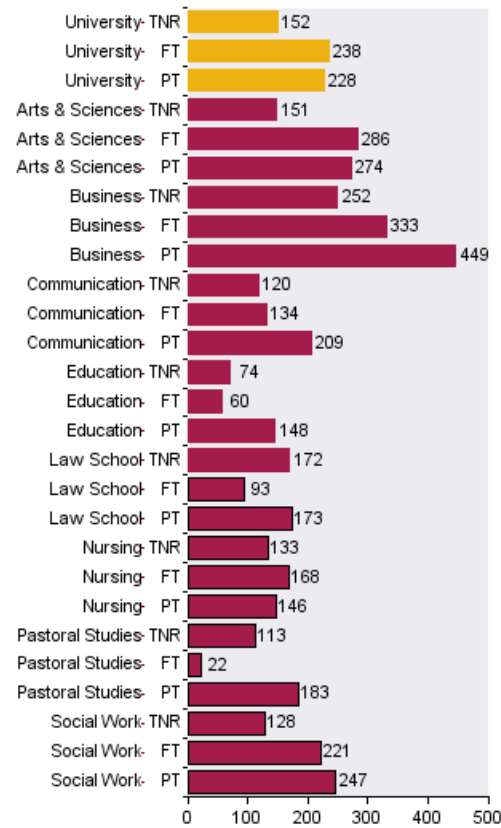
Average Class Hours Taught ?

All Faculty By School For Term: 1132



Average Class Hours Taught ?

By School / Faculty Type For Term: 1132



Road to a Data Warehouse

Current Reporting Environment

- Reporting Data Service (RDS)
- Information Builder's WebFOCUS Reporting Tool
- Output Predominately Delivered With Excel
- Minimal Historical Data
- Limited Direct Data Accessibility to Functional Community

PeopleSoft Upgrade

- Major Impact on the RDS
- Initial Data Warehouse/Business Intelligence (DW/BI) Options Reviewed
- Phytorion Engaged to Upgrade RDS

DW/BI Initial Assessment

- Engaged a Consultant From The Data Warehouse Institute (TDWI) to Conduct Interviews
- Goals
 - Evaluate Current Services Provided
 - Capture Unmet Needs
 - Determine Data Accessibility Versus Need
- Analyze Our Findings

DW/BI Strategy

- Recommendations
 - Outlined Critical Business Themes and Issues
 - Identified Key Data Required for Analysis
 - Acquire an Enterprise Data Warehouse
- Components
 - Data Architecture (Logical)
 - Technical Architecture (Physical)
 - Data Governance (Process)

How the Project Was Implemented

Business Case

- Project Sponsors
- Project Approval
- DW/BI Program Management
- Investigate & Evaluate Technical Alternatives
 - Custom/Hybrid/Package
 - Build Detailed Budget
 - Identify Required Resources
- Select First DW/BI Project

Collaborative Effort

- Roles and Responsibilities
 - Academic Areas
 - Functional Departments
 - Information Technology
 - Institutional Research
 - Phytorion

The Role of Institutional Research

- They Provide Information Used for Planning, Policy Formulation, and Decision Making
- They Assist University Departments with Research and Assessment
- They Collect, Analyze, Distribute, and Present University Data
- They Respond to Diverse Requests for Data
- They are Responsible for Vital University Statistics

Requirements Gathering

- Key Stakeholders Identified
- Project Team Formed
- Phytorion and IT
 - Conducted Iterative Meetings with Stakeholders to Gather Business Requirements
 - Determined Scope
 - Gathered Customizations to Campus Solutions
- Phytorion Developed Specifications with a Multi Phased Approach
- Produced Design Documentation Listing Business Rules and Tables
- Design Delivered Via Web Conference Calls Between Phytorion and Functional Users

Proof of Concept

- Faculty Instructional Activity
 - IR and IT Reviewed and Refined
 - The Requirements
 - Data Sources
 - Proposed Calculations
 - Definitions
 - IR and IT Built a Prototype

Challenges

- Staffing
- Day-to-day Responsibilities
- Functional User Time Commitments
- Learn New Data Architecture
- Learn Dimensional Modeling Schemas

Successes

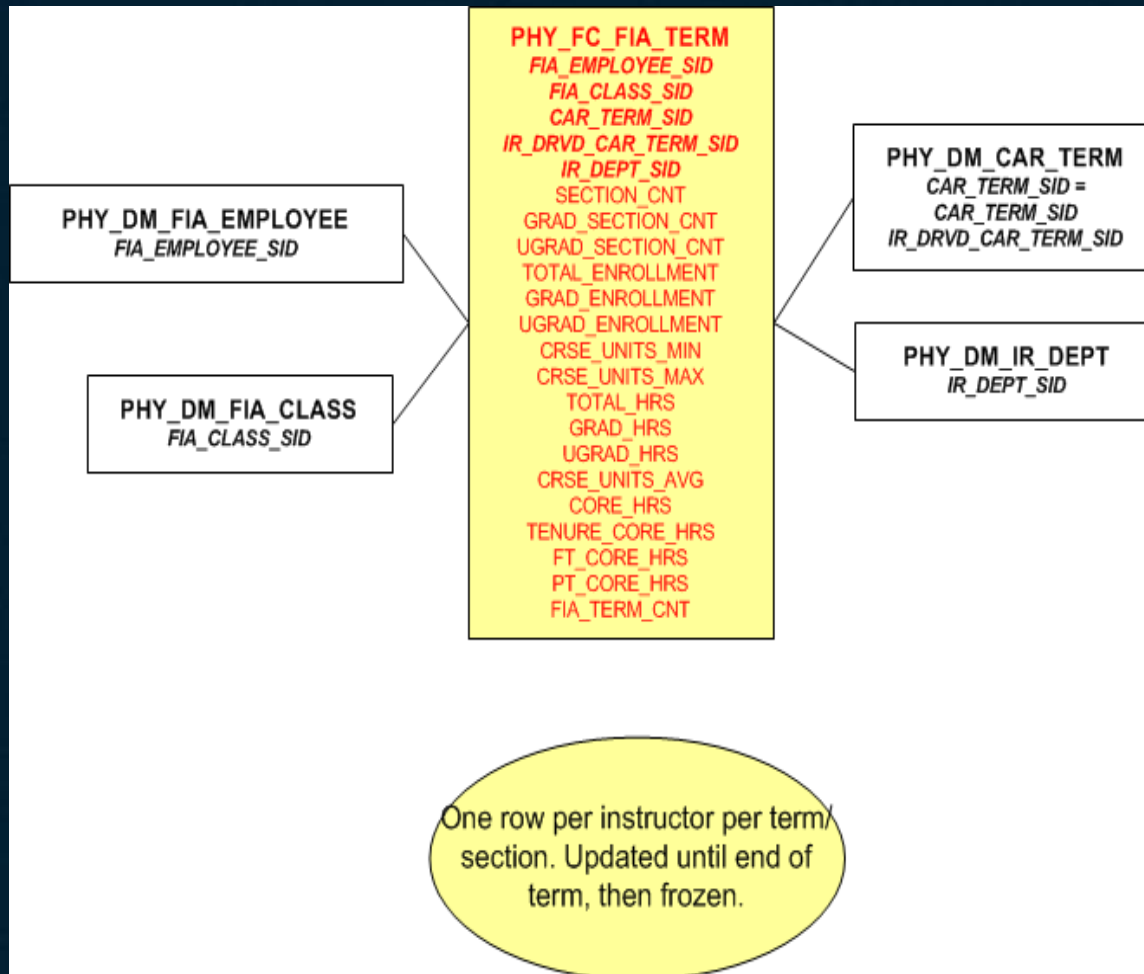
- Examination of Source System Data
- Uncover Data Anomalies
- Quick Response to Issues by Phytorion
- Faculty Instructional Activity Prototype

Data Warehouse Components

Modules

- Campus Solutions
 - Admissions
 - Campus Community
 - Financial Aid
 - Student Financials
 - Student Records
 - Faculty Instructional Activity

Faculty Instructional Activity Module



PHY_FC_FIA_TERM

Table Type: Fact

Business Description:

This table describes measures associated with Faculty Instructional Activity. The granularity is one row per term per class that is included in FIA calculations.

Sourcing and Technical Notes:

This table should be truncated and reloaded for all terms currently being processed; for all other terms, data is frozen.

This table is created from rows in PHY_DM_FIA_CLASS.

For the current term(s) being selected:

```
SELECT
A.FIA_CLASS_SID,
A.CRS_ID,
A.CRS_OFFER_NUM,
A.CLASS_NUM,
A.CLASS_SECT,
A.CATALOG_NUM,
A.TERM,
A.SESS_CD,
A.SUBJECT,
A.SUBJ_DEPT_NAME,
A.SUBJ_DEPT_CD,
A.SUBJ_SCHOOL,
A.SUBJ_UNIV_SCHOOL,
A.CLASS_CAR,
A.CLASS_UNITS_MIN,
A.CLASS_UNITS_MAX,
A.CLASS_CORE_FLG,
A.IR_CLASS_DIVISION
FROM PHY_DM_FIA_CLASS A
WHERE A.TERM IN {terms currently being processed}
```

Partial Design
Documentation for
The FIA Fact Table

BI Application Demo

What's Next?

Plans for the Future

- Aggregate the Faculty Instructional Activity Data for an Academic Year
- Perform Trend Analysis Across Years and Terms
- Perform Faculty Salary Analysis
- Supply Delaware Data

Questions?

Contacts

- Conrad Vanek
 - Senior Data Architect
 - Information Technology Services
 - Loyola University Chicago
 - E-mail: *cvanek@luc.edu*
- Richard Hurst
 - Director
 - Institutional Research
 - Loyola University Chicago
 - E-mail: *rhurst@luc.edu*
- Ashley Silverburg
 - Chief Data Architect
 - Phytorion, Inc.
 - E-mail: *ashley.silverburg@phytorion.com*